

Miniature PCB Relay OJ / OJE

- 1 pole 8 A, 1NO contact
- Sensitive coil, 200 mW
- 3 kV or 4 kV dielectric strength between coil and contacts
- Miniature size
- RoHS compliant (Directive 2002 / 95 / EC)
as per product date code 0424
- WG Version in accordance to IEC60335-1



F0277-B

Approvals

VDE REG.-Nr. 6835, cULus E82292
Technical data of approved types on request

Contact data	LMH	LMH2
Contact configuration	1 NO	
Contact set	single contact	
Type of interruption	micro disconnection	
Rated current	8 A	
Rated voltage / max.switching voltage AC	250 VAC	
Maximum breaking capacity AC	2000 VA	
Contact material	AgCdO	AgSnO ₂
Mechanical endurance	5x10 ⁶ cycles	
Rated frequency of operation with / without load	10 / 600 min ⁻¹	

Contact ratings

Type	Load	Cycles
OJ-SS-1..LMH2	8 A, 250 VAC, 70 °C, resistive, VDE EN61810-1	5x10 ⁴
OJ-SS-1..LMH2	5 A, 250 VAC, 85 °C, resistive, VDE EN61810-1	1x10 ⁵
OJ-SS-1..LMH2	8 A, 250 VAC, 70 °C, resistive, UL 508	5x10 ⁴
OJ-SS-1..LMH2	5 A, 250 VAC, 85 °C, resistive, UL 508	1x10 ⁵
OJE-SH-1..LMH	6.3 A, 230 VAC, 85 °C, resistive, VDE-EN61810-1	2x10 ³

Coil data

Rated coil voltage range DC coil	3 ... 48 VDC
Coil power DC coil	typ. 200 mW
Operative range	2

Coil versions, DC-coil

Coil code	Rated voltage VDC	Operate voltage VDC	Release voltage VDC	Coil resistance Ohm	Rated coil power mW
03	3	2.25	0.15	45±10%	200
05	5	3.75	0.25	125±10%	200
06	6	4.5	0.3	180±10%	200
09	9	6.75	0.45	400±10%	203
12	12	9	0.6	720±10%	200
24	24	18	1.2	2800±10%	206

All figures are given for coil without preenergization, at ambient temperature +23°C
Other coil voltages on request

Miniature PCB Relay OJ / OJE (Continued)

Insulation

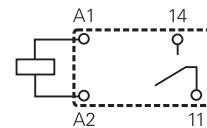
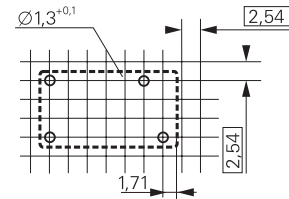
Dielectric strength coil-contact circuit	OJ	4000 V _{rms}
	OJE	3000 V _{rms}
open contact circuit		1000 V _{rms}
Clearance / creepage coil-contact circuit		≥ 6/8 mm
Material group of insulation parts		IIIa
Insulation to IEC 60664-1		
Type of insulation coil-contact circuit		basic
open contact circuit		functional
Rated insulation voltage		250 V
Pollution degree		3
Rated voltage system		230/400 V
Overvoltage category		III

Other data

RoHS - Directive 2002/95/EC	compliant as per product date code 0424	
Flammability class according to UL94	V-0	
For WG version: GWFI to IEC 60335-1	> 850 °C	
GWIT to IEC 60335-1	> 775 °C	
Ambient temperature range	-30 ... +85°C	
Operate- / release time	15/4 ms	
Category of protection	RTII - flux proof	
Resistance to soldering heat flux-proof version	270° / 10 s	
Relay weight	9 g	
Packaging unit	500 pcs	

PCB layout / terminal assignment

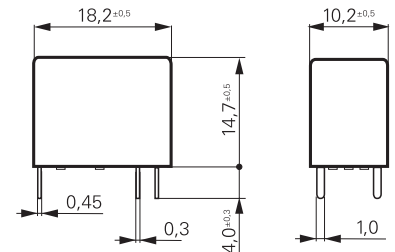
Bottom view on solder pins



S0497-AA

S0497-AB

Dimensions



S0498-A

Product key

Type	O J - S - 1	L	M	H		
Dielectric strength	E 3 kV	Blank 4 kV				
Category of protection	SS flux proof	SH washtight				
Number of poles	1 1 pole					
Coil	Coil code: please refer to coil versions table					
Coil version	L sensitive 200 mW					
Contact configuration	M 1 NO contact					
Contact rating	H 8 A					
Contact material	2 AgSnO ₂	Blank AgCdO				
Version	Blank Standard version WG Product in accordance with IEC 60335-1 (domestic appliances)					

Product key	Version	Contacts	Contact material	Coil	Part number
OJ-SS-103LMH2	flux proof	1 NO contact	AgSnO ₂	3 VDC	1721181-1
OJ-SS-105LMH2				5 VDC	1721181-2
OJ-SS-106LMH2				6 VDC	1721181-3
OJ-SS-109LMH2				9 VDC	1721181-4
OJ-SS-112LMH2				12 VDC	1721181-5
OJ-SS-124LMH2				24 VDC	1721181-6
OJ-SS-105-LMH2-WG	flux proof	1 NO contact	AgSnO ₂	5 VDC	1721874-2
OJ-SS-106-LMH2-WG	materials according			6 VDC	1721874-3
OJ-SS-109-LMH2-WG	IEC 60335-1			9 VDC	1721874-4
OJ-SS-112-LMH2-WG				12 VDC	1721874-5
OJ-SS-124-LMH2-WG				24 VDC	1721874-6